

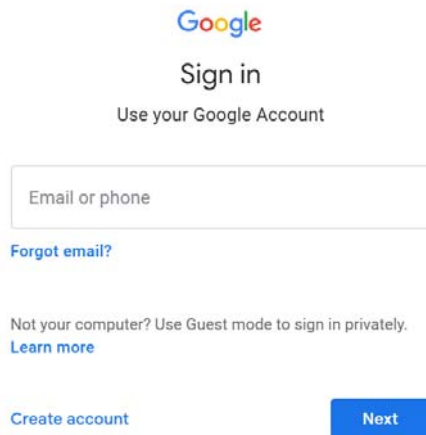
## Step 1:

Click the following link: <https://classroom.google.com>

## Step 2:

The following will display:

Enter in the Student BISD Email address. ([StudentID@stu.bisd.us](mailto:StudentID@stu.bisd.us))



Google

Sign in

Use your Google Account

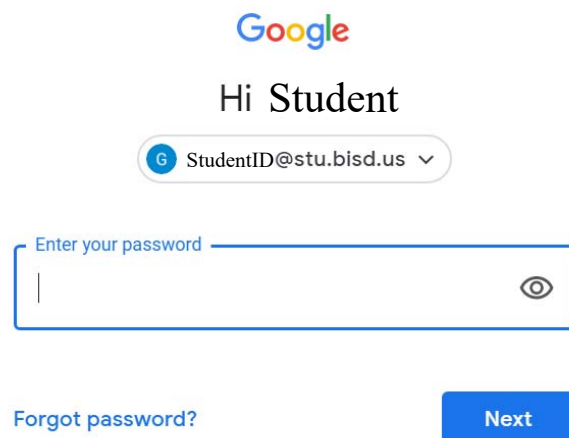
[Forgot email?](#)

Not your computer? Use Guest mode to sign in privately.  
[Learn more](#)

[Create account](#) [Next](#)


## Step 3:

Now you can enter the student password:



Google

Hi Student

 StudentID@stu.bisd.us ▼

[Forgot password?](#) [Next](#)

#### Step 4:

First time access to student profile will require accepting terms and conditions

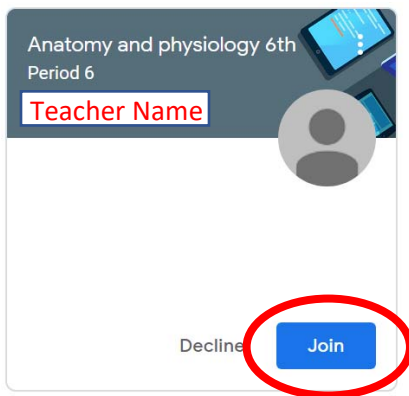
#### Step 5:

User will need to select whether they are a “Student” or a “Teacher”.


#### Step 6:

Once in Google Classroom you may join a class in 2 different ways:

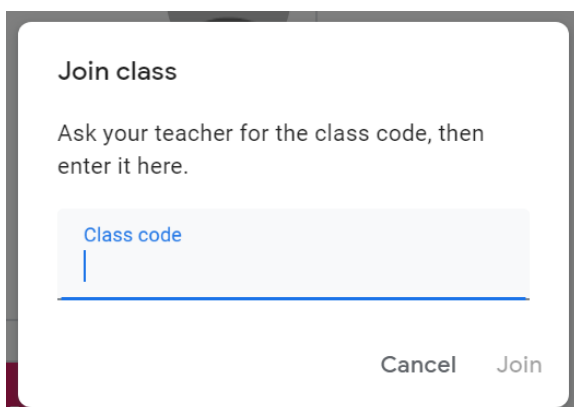
1<sup>st</sup> – If a teacher has sent the student a classroom invitation, the student can click on “Join” and he will be joined to that class.



2<sup>nd</sup> – If no invitation has been received, the student may click on the “+” sign at the top right of the Classroom window :



and a Join Class dialogue will appear that will allow the student to input a Class Code allowing them to join a given classroom.



## Step 7:

Many teachers have already sent a Classroom Invitation to Students, but if a Teacher invite to a specific Class is not listed at the Home page of a Students Classroom, then please visit the Hanna Online Classroom Directory webpage to search for Class Codes by teacher:

<https://hanna eagles.com/online-classroom-directory>



## Online Classroom Directory

Search here

Teacher Name	Course	Online Platform	Class Period	Class Code	Email
<input type="text" value="Search"/>					